

On The LIGHTER Side

September 15, 1998

Vol. XV, No. 5

ETC., Etc., etc.

IMPORTANT!!! Quitman is building a new Post Office, which unfortunately means our Post Office Address must change. The newer boxes don't fall in the same order (why I don't know!). So our new address will be as follows:

**OTLS
P O BOX 1733
QUITMAN TX 75783-1733**

The street address for UPS will remain the same as always - also phones & faxes are the same. Although our new Post Office will not open until around Nov. 1 you can begin using this new box now. The Postmaster has agreed to allow us to do this, since we didn't have another paper until Nov.

PLEASE READ! I keep the "format" for the newsletter "saved" and bring it up each time I begin a new newsletter. In reviewing the last TWO newsletters, I see I forgot to change the Roman Numeral. This is our 15th year of having newsletters, not the 14th. Although since the date is to the left, guess you can figure out which paper it is! Just wanted to mention that in case any of you noticed.

Since I order "gifts" with UPC codes I am now on all of the cigarette coupon mailing lists! Please send a postcard (if you smoke) telling me what kind of cigarettes you smoke & I will send coupons as I get them.

You may remember this year when we were ordering convention lighters "we" couldn't make up our mind what color to order. Pat Grandy (Zippo) had suggested some of the newer colors and suggested I look at a few of them. So Zippo sent me a sample of the Convention Lighter in the new Rose Gold, Red matte, White matte & Quick Silver. We ultimately decided on the Quick Silver. However, I recently learned that in preparing the

samples, Zippo actually prepared 5 or 6 of each sample. So the Board has decided to have a "Lottery" for these samples. The price will be \$100.00 per lighter, postage paid. All proceeds from this lottery will go to OTLS. Please send a postcard saying you want to be in the Lottery. We will draw names and notify you, if you are a winner. We decided it would be too complicated to have 3 lotteries (1 for each color), so if you send a postcard and get one of the lighters, you will just get whatever we send. There are 6 of the Red Matte, 7 of the White matte; & 6 of the Rose Gold. The picture on each one is exactly like this year's convention lighter, just a different background color. If you have questions, call OTLS Office. Also see Classified Ad! We are not listing the "samples" of the Quick Silver since they are just like our convention lighters.

I identified one photo wrong in the July paper. The photo that says Tim & Donna Casey is NOT Tim & Donna. Please tell me who that is? And forgive me for not knowing! Also please note on the caption that says "Dan Stover's back with his latest shirt..." - that is Paul Schofield. Sorry Paul!

IMPORTANT! A new Membership Roster is enclosed. Please read it carefully & report any mistakes to me. I would like to say **THANK YOU** to Phil Politi, who has been working on the roster & sent it to me on a disc. Since this is a time consuming job we should all appreciate him. If there are mistakes, they are probably mistakes I sent him & not necessarily his mistakes!!! **ALSO PLEASE NOTIFY US WHEN YOU MOVE - WE HAVE RECEIVED A LOT OF NOTICES FROM THE POST OFFICE OF PEOPLE MOVING!**

In answer to recent questions - the deadline for ads for the next issue is **ALWAYS** on the last page of each paper!

◆ ◆ ◆ ◆

[COLLECTORS' CORNER]

A FOUNDER'S INFLUENCE by Peter Cavanagh

It was March 15, 1984 when Judith Sanders wrote, in part;

"Welcome to the first issue of our newsletter....I hope some to have.... a successful lighter club...maybe we can have a convention."

Well, nearly 15 years, nine hundred members and 12 conventions later Judith's hopes and dreams have been more than fulfilled.

But behind the formation of OTLS and that initial newsletter was a man who influenced many of the earlier members of the club, Co-Founder John Cuevas.

John was the one, you could say, who cajoled, pressured and/or induced Judith to "start a club!"

I'm so glad he did and I'm also pleased that I got to meet him a couple of years later after flying to America for OTLS's First Convention.

There remains with me very happy memories of my first visit to New York City, to me the most exciting city in the world.


Ira Pilosof, together with Boris & Maya Rubin, called on me at my Lexington Ave. Hotel room. I got to meet Richie Weinstein and see the New York magnet that draws all lighter collections, Authorized Repair Service.

Ira also took me over to John's apartment at 191 E 76th St. What a vital guy! John seemed to have a magnetism that drew people to him.

It was also lovely meeting Laurie for the first time.

Since John's passing Laurie has become an integral part of the club and proudly presents the John Cuevas - Judith Sanders Founders Award each year, this time going to Guy & Kathleen Nishida.

On looking through my collection of collectors' cards I was again reminded of John's influence which as you see has even traveled via L.A. to Australia. John Cuevas remains in the hearts of all who knew him.



OLD CIGARETTE LIGHTERS
Wanted by Collector
Buy • Sell • Trade




GUY NISHIDA
P.O. Box 90756
Los Angeles, CA 90009
Tel: 213-943-1911
213-649-5900 (W)

OLD CIGARETTE LIGHTERS
Wanted by Collector



Richard Weinstein
30 West 57th Street
New York, NY 10019
Phone: 212-541-5618
Fax: 212-586-1256

DUNHILL CIGARETTE LIGHTERS
Purchased and Sold



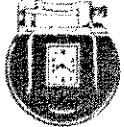
John Cuevas
191 E. 76th Street
New York, New York 10021
212/734-0916

OLD CIGARETTE LIGHTERS
Wanted by Collector



Ira Pilosof
7002 Ridge Blvd.
Brooklyn, N.Y. 11209
(718) 921-2516

OLD CIGARETTE LIGHTERS
Wanted by Collector



PETER CAVANAGH
519 Springvale Rd
Springvale South 3172
Vic. Australia
Tel. (03)546 9254

A note from Judith: Since many of you may have joined since the time John passed away, you may not have had an opportunity to meet him. Also maybe this will give you some background on our annual Award. I'm glad Peter sent this photo and article so you might get to know a little bit about my Co-Founder. I also think it is interesting that back then John was one of the few collectors that actually had a "lighter card". Now many of us have them! Just a piece of trivia - I originally met John through an ad in the Antique Trader. And he was the first lighter collector, other than myself, that I had ever met.

(Note: some of these cards are no longer used by these particular members, but rather have been replaced by more elaborate "cards".)

★ ★ ★

Scripto VU-lighter

by Mike Fusco

SCRIPTO NOTES #7 CLEANING

When is the right time to clean a Scripto lighter? How many collectors pass up a dirty Scripto for a mint one? How many of us walk away from a potential super Scripto simply because we don't know what to do with respect to cleaning it.

Addressing the first question on the right time for cleaning a Scripto. It's anytime! If it's for your collection or you want to resell it, it's always nice to have a Scripto with no excuses. "There it is, it's perfect, no direct, no marks, no scratches." What a nice feeling. I think that should be the goal of every lighter collection. Now with the exception of Zippo, most lighters don't have a "home office" and it's our responsibility to preserve them and eventually pass them on to a new generation of collectors. It's almost like we are just renting these objects of Americana, only to pass them on to people who will do the same thing. When I'm ready I want to pass mine on in the best condition possible so that they can be enjoyed and preserved. I think this is why I place a heavy emphasis on restoring Scriptos. It's true some are so far gone that nothing can be done to save them but in most cases, lighter surgery can be performed.

Don't shy away from a bad looking Scripto. Instead of seeing how bad it looks, see the possibilities in it. If worst comes to worst but it for parts! Remember, Scripto collectors have no place to send it for repairs. Believe me I've checked, there is no place. This leave us on our own to take up the challenge and restore them ourselves.

For those of you who want to work on cleaning your Scriptos, here are some steps you may wish to follow. Providing your lighter requires no major repairs, you can bring your Scripto back to a presentable condition. Here are the tools you'll need.

1. A pair of needle nose tweezers
2. X-acto knife w/pointed tip blade
3. drill bit that fits into flint shaft
4. child's toothbrush
5. popsicle sticks cut to look like this:



6. masking tape
7. lighter fluid & small dish
8. tooth pick, round
9. Zippo wick w/copper wire mesh
10. Q-tips
11. 3-M green scouring scrubber pad
12. scissors - small
13. paper towels

The following will assist you in cleaning the top portion. We are not going to take anything apart so let's assemble the tools and begin.

Scriptos tend to get very dirty. You may have one in front of you that looks like it's been to hell & back. You may also have one that's not too bad. No matter the condition you'll use the same process.

First remove the striker unit from it's shaft. Unscrew the flint retainer and hopefully the flint will drop out of the shaft. If it does, use the drill bit to ream out the flint shaft. Ream it until you can see the bit just underneath the striker wheel. If you need to, wrap some masking tape around the bottom of the bit to form a handle. If the flint fails to drop out of the shaft, it's stuck, probably attached to the inner walls of the shaft. You've got to get that mess out of there. Stick that bit in the shaft and work it back and forth, up and down. This motion will loosen the flint. It may come out as gray powder, but who cares as long as you clean out the shaft. I've only had one case where I had to use a drill. Some have suggested punching out the pin that holds the striker wheel and working the bit through the top. If you have to, go ahead. I've found a lot of success as described

Popsicle sticks don't leave scratch marks. That's why I use them. Cleaning each side of the striker housing you'll use stick 5B or 5D. Rub back and forth and watch the area clean up. Do the same on the bottom where you see the little tip or locking pin. Any dirt left can be cleaned with stick 5A.

Now for the dirt found inside the striker housing. Put your X-acto knife in there and work all the stuff out. Then take stick 5A and rub along the sides of the striker wheel housing to get those areas clean. You'll see a lot of dirt come off as you rub. For those of you who are real fanatics, take your X-acto knife and clean out every slot in the striker wheel. This sounds crazy but the results will make a big difference. Now place the entire assembly into a dish of light fluid. With a pair of rubber

Continued on Page Four

Scripto continued.....

gloves on, take a child's toothbrush and brush every area of the assembly in the fluid. Remove and dry with a paper towel. It will look beautiful. Reassemble and put aside. If you are not going to use the lighter, don't put a flint in it you'll only have the same problem all over again.

We are now going to clean the flame guards and lid area. Some Scriptos have a small build up of residue while others have it piled on. Patience is the key word here, when attacking the inside portion of the flame guards. Using stick 5B or 5D to start rubbing back and forth. You'll see the residue begin to come off. This may take some time so don't get discouraged. Eventually you'll get down to the metal. It will begin to shine and using the sticks you'll get no scratch marks. Also remember to always check the tips of your sticks. Use the X-acto knife to keep the tips sharp in the form of a screwdriver tip. For areas close to the lighter floor, use stick 5A and 5C. When both sides of the inner flame guards are done, do the outside portions. Here you should use stick 5A or 5C. If it's really crusted, use stick 5B.

The lighter floor is next. I use stick 5A because I've made it with a long tip to get in and out of tight areas. Don't be afraid to pull out the wick. This gives you more room to clean. We'll replace the wick with a new one.

The underneath portion of the lid may contain a lot of residue. Get as much out as you can with stick 5A. Next, cut a portion of the 3-M green scouring scrubber into a 1/2 inch square, fold it in half, place it between your tweezers, dip it in lighter fluid so it's soaked and lightly swish it around in the underneath portion of the lid. We want to avoid scratch marks, so I repeat "lightly swish". If there is a lot of dirt, put some lighter fluid in the underneath portion before you swish. When you think it's clean dump it out. Repeat if necessary.

By this time your lighter should be nice and clean. As a final step, dip a Q-tip in lighter fluid and go over all areas. Then wrap a small portion of a paper towel around stick 5A and polish all areas. You'll love the results.

Since Scripto wicks are impossible to find, pick up a Zippo wick. These wicks have a copper mesh around them and are sturdy enough to slip down into the wick hole. Take a round tooth pick and put it into the wick hole. This gives the wick a clear passage. Move the tooth pick up and down. Look in the hole to make sure it's clear. Without cutting the wick (they are 4 1/2" long) place it into the wick hole. Get in deep enough. You'll feel it stop. Cut the wick to just below the top of the flame guard. Replace the striker assembly and there you have it.

Like anything else, it takes practice. But hey, if you don't clean it who will?

If you have questions or improvements, call or mail me. I answer everything.

I would like to start listing some common and not so common Scripto lighters. For future articles please send me your lists of Scripto lighters. Describe the tank insert and the color bar. It's about time we discover what's out there. My address is 2629 Oneida St., Utica, NY 13501-6332. My phone is (315)724-8773.



THE Zippo® LINK

Contributed by Pat Grandy

Most OTLS members agree: **Zippos are cool.** We are a new generation of Zippo customers to know that, too. That's why we're using style and image to establish a new Zippo advertising campaign this fall.

The new campaign, based on the theme, "**Zippo: Use it to start something.**" strives to entice a new generation (21 to 35 year olds) to sport a Zippo lighter. The campaign illustrates the hippest ways to light many things -- from candles to campfires to anything your imagination conjures up.

You will want to watch for new magazine ads focusing on our "Use it to start something" campaign. The ads will be running from September - December.

Our most exciting news is the creation of four :30 second television commercials. This is a truly historic event, considering that Zippo hasn't graced America's TV screens with a broad-based advertising campaign in over forty years.

The TV commercials will feature a young, hip twenty-something driver who sets out to rediscover America in our classic 1947 Zippo car. His adventures will include a rendezvous with a psychic palm reader; a mission to eliminate hazardous bovine gas; 'betting the farm' in a poker game; and visiting LA's Matteo's restaurant where the Rat Pack used to lounge. The ads will air in September and October on MTV, Comedy Central, ESPN and ESPN2.

We'll also generate some excitement on the internet with a totally updated web site, promotional banners and games that zap the players back to our home page.

It should be an exciting fall for Zippo fans. We hope you enjoy seeing our new advertising campaign.



L-I-G-H-T-S

By Larry Tolkin
SCRIPTO-MANIA

There has been considerable interest recently for Scripto Lighters. For many years the Scripto "Vu Lighter" was priced between \$5 - \$25. Now with many new collectors seeking Scriptos only (and the earlier Ritepoint version) the market has been soaring! Many key advertisers now command prices of \$50 - \$150. They are even higher if mint in the box. Most of the key advertisers represent Car, Tobacco, Food, or Celebrity themes.

But the "Piece de Resistance" was the extraordinary price realized by the sale of 3 Duke and Duchess of Windsor Scriptos. They each sold for \$2491.00! As the photo shows they are just regular Scriptos bearing the family Crest of Windsor.

How much longer will it be before other Scriptos reach the \$1000 level.




Photo Courtesy of Sotheby's New York
The Collection of the Duke and Duchess
of Windsor (Feb., 1998)

PRESS RELEASE

CIGARETTE LIGHTER HANDBOOK

by Stuart Schneider & Ira Pilosoff

Cigarette lighter collecting is expanding in leaps and bounds despite the decline in smoking. As with any collectible, there are good lighters, cheap lighters, novelties and everything in between. Ira Pilosoff & Stuart Schneider, two well known names in the field of cigarette lighter collecting, are collaborating on a new book. It is expected to contain about 1000 crisp, fresh photographs of lighters in full color and will be printed on high quality paper. It will also have an integral price guide. The book is about halfway completed and there already have been some great lighters offered by collectors. If you are interested in seeing some of your lighters in the book, contact Ira Pilosoff at P O Box 1325, Fair Lawn, NJ 07410.

THE BOOK CORNER BY BEN RAPAPORT

The book *A Complete Guide to Collecting Antique Pipes* (1979) is the first edition and the 1998 is a reprint. The next two are *The Global Guide to Tobacco Literature* (1989) and *Museum of Tobacco Art and History Guide Book* (1996). I have just turned in my manuscript on *Collecting Antique Meerschaums: Miniature to Majestic Art*. Hope this will be released by Christmas 1998.

Editor's Note: Mika Watabe (Photo Press) has called to tell us there are two new books on the market from World Photo Press. She has also sent these two new books to me to review since Photo Press will be selling them, rather than Ben Rapaport.

The first book is *Lighter Museum*. This is a small book that covers a variety of manufacturers. 144 pages (6" x 8.5"). Cost is \$12.00 (Postage pd in US). (\$3 for Canada & \$5 for Overseas). Will be available in Oct. This book has all color photos & English names of lighters, but all other text is in Japanese. The book covers Scripto, Flats, Ronson, Novelty, British & other lighters.

The second book, which you will ALL want to order is a tiny book (4" x 6") called *Zippo Style* with 26 color postcards within the book. Each postcard is a photo of something to do with Zippo. I want to order two of this book - one to keep and one to take the postcards out of to mail to friends! The cost for this book is \$10 (postage paid US) - Overseas add \$5.00 for postage - Canada add \$3.50 for postage. Available Oct.

You can order both of these books from

Mika Watabe
Photo Press
2 East Glebe Rd
Alexandria VA 22305
Phone: (703)548-7172
Fax: (703)548-5849

IN MEMORY OF SID CHASE

It is with great sadness that I tell you Sid Chase has passed away August 26, 1998.

Sid & Shirley have been members of OTLS since the very first year. I know many of you have traded lighters with Sid and had opportunities to meet him and Shirley at conventions.

This week Shirley told me that Sid started collecting lighters the first year they got married, 26 years ago. They were at a garage sale and found a Brown & Bigalow lighter for 5 cents. Sid ended up paying \$15 for 2 tanks to go with the lighter.

One great story Sid told me in New Orleans was about he and Shirley taking the train to the convention. This was all the way from Minnesota to New Orleans. They said they had great fun and I thought at the time, what a great adventure.

Shirley said she intends to continue with the collection and will not be selling any of his lighters.

We will all miss Sid and send our thoughts to Shirley.

CLASSIFIED ADS

FOR SALE OR TRADE

OTLS - 1st Convention - Dallas 1987 Zippo MIB \$300. 10% will be donated to the club. Other years available. Peter Cavanagh (Australia) 61-3-9546-9254

Zippo Town & Country w/Trout - nice cond. \$275; unusual Aronson bookends depicting Christ \$230; Tiparary Pup bookends \$250; Ronson Pipe STRiker \$550; Wolfie Striker \$275. Roger Smith (817)548-8948

For Sale: Die Cast model of the 1997 Camel-Zippo NASCAR race car. This is a 1:18 scale model also the last year of the Camel Car. Highly collectable & looks great displayed with Zippo & Camel ad lighters. \$70. Fax or phone Tim Casey (830)792-3956

1 Ziplight MIB - US Coast Guard #551 Keeper Class - WLM \$15 or best offer. ! Zippo - United Arab Emirates \$10 or best offer. ! special Marlboro Gift Set MIB - includes new 1998 Marlboro Zippo Lighter, a Ziplight insert & pack of flints \$25 or best offer. James O Miller (248)969-7780 or email the_southpaw76@ameritech.net

BAGGIES OF LIGHTERS - Ten lighters in each baggies, mostly unrestored, unrepaired, mostly petrol, some parts lighters. No returns, no guarantee. Some basic stuff for new collectors. Take a chance at \$20 a baggie, postage included. Al Grosskopf (415)422-6698

Zippo Navy ship lighter - high polish chrome, 3 color black, red, blue USS Boone FFG-28. Ship is firing a rocket. MIB (1996). I have 9 of these \$15 ea + \$2 (S&H) or trade up or down for other Zippos. Best time to call Thur, Fri, Sat. Ray Bryant (303)371-0306

For Sale: 28 year lighter collection. Over 2100, 1400+ pocket & 700+ table. No duplicates. Serious inquiries only. Chet Richwine (253)531-6543

Zippo Collector Tins \$7.50 + \$2.50 S&H in USA. Call, fax or write (405)946-3009 Fax (405)946-2288 Wayne Melhiser

Send SASE for a complete list of the Camel lighters I have for sale. Andrew Lloyd (336)724-0821

I have a duplicate Negbaur airplane & cannon - will trade for any Negbaur or other figural lighters I don't have. Hal Negbaur

Selling 8 Japanese flats in various condition and one Hard Rock Cafe Zippo from Niagara Falls (NY), MIB \$75/all - can't split the lot. Call Nicholas DiNezza at (716)691-7035 (after 8 P.M. EST)

FOR SALE OR TRADE

For Sale: Camel Zippo International Lighters, Camel Zippo Snoozing Beast Table Lighter, Camel 1932 Zippo Replica, Camel Zippo Sterling Silver Pool Player & Camel Sterling Biker. Curley Payne (336)786-8613 email cupayne@surry.net

ZIPPO DISTRIBUTOR

WGS Distributors

109 Lynda Drive
Chattanooga TN 37405 USA

Phone: (423) 877-4706
Fax: (423) 870-3647 (24 Hours)
E-mail: wgsdist@cdc.net

40% off retail prices to members of OTLS & PLPG! **TOLL-FREE** number for ordering! We are open from 8:00 AM until 8:00 PM EST Monday through Saturday. We accept checks, Discover, Visa & MasterCard! You can order via phone, fax, mail or e-mail. **FREE SHIPPING** of domestic orders over \$99! We ship the day after you order! We have many Zippo lighters not shown in the regular Zippo catalog. We have been in business for 25 years. We have 6 locations in 5 states. We strive to purchase 'early strikes' so we can send you nicer lighters. We store your lighters in temperature and humidity controlled warehouses so oxidation and rust won't form. We'll send you a **\$5 off coupon** just for trying us out for the first time! Please call, write, fax or e-mail us your name and address for all details and **FREE** catalogs!

PLEASE INCLUDE YOUR PHONE NUMBER

WANTED

I need a copy of The Ronson Book. Tim Casey (830)792-3956

Want to buy or trade for: the base for Fig. 287 Ronson Book. Bill York (508)835-3026

Seeking an original (chrome) version of the Ronson Decanter (No 279 Ronson

WANTED

Book), as well as all aluminum table lighters. Paul Tascarella (718)796-3350

WANTED: Ronson Athletic figures, black Caddy, Modern Dancer, Lady Golfer and any other rare Ronson figures with lighters. Catherine & Mannie Stolman (909)981-7168

WANTED: Evans P/L's, T/L's, case lighters, ashtrays, cig. urns & boxes, compacts & vanities in exc. cond (only) at reasonable prices. Kay Latona (954)761-8214; fax (954)764-5261; kl33315@aol.com

Wanted: Scriptos, Ritepoints and other unusual see-thru lighters, both table and pocket. Also any lighters marked TCW. Am also buying flat advertisers, unusual MIOJ, & the usual great Ronson Dunhill & Zippos. Will buy or trade for one piece or a collection. Call, fax or email Guy Nishida

Wanted: Used Zippo manuals in good condition. Call or email Phillip Gooch (901)937-1883 or zorrow234@aol.com

WANTED DEAD OR ALIVE! Thorens Automatic lighters - also Thorens Lucky lighters with broken or missing parts OK. Joe McGowan (805)682-4686

WANTED: Coca-Cola lighters, ashtrays, motel books, matches, cigar bands (Pre 1970's) Al Wilson (702)255-1612

WANTED: Flat advertisers (Japanese) with Kool, Harley Davidson & Stagg Beer. Also looking for a Zippo with PA Railroad from about 1996. Peggy Sheils (314)739-1498

We are looking for Zippos with cigarette ads. Also Zippos with ads for Zippo Manufacturing on the front - color preferably. Phil & Karen Politi

Wanted: Coca Cola lighters & Ashtrays. John & Carol Heintz

WANTED: All trick/joke/puzzle lighters, as long as they are actual working lighters. Richard Ball

I am looking for the (Japanese) musical lighter with "JELLO" on the front & plays the old Jello song. As long as the music is playing, I will take ANY condition. Please write or call Judith Sanders

Looking for KW pocket & table lighters. Also looking for any information on KW's and the Karl Weiden Company. Dan Stover 410)879-8644 or fax (410)638-5867 or send email dpstover@juno.com

PLEASE NOTE NEW POST OFFICE BOX FOR OTLS ON PAGE ONE!

CLASSIFIED ADS

FOR SALE OR TRADE

FOR SALE: (1) Dunhill "Tinder Pistol" w/wood handle. Good condition, sparks. Marked "Made in USA" and "Pat Appl'd For". \$225. (2) Evans Golden Enamel & Bronze Pear Table Lighter & Ashtray set. Exc. cond. \$225. (3) Evans Ladies Purse set. Brass/Art Deco Style. 4 pieces including lighter, cigarette case, compact & lipstick. Mint cond. \$175. **Adam Glick (201)489-7504**

"CamelZ" the classified ad guide for ALL Zippos. Bimonthly for buying/selling/ trading. OTLS/PLPG members only. Send SASE for information. A. F. Amato, 6 Thompson Ave. Hooksett, NH 03106

TO PARTICIPATE IN A LOTTERY DRAWING FOR SAMPLE CONVENTION LIGHTERS, PLEASE SEND A POSTCARD TO OTLS, P. O. BOX 1733, QUITMAN, TX 75783-1733. SEE PAGE ONE OF THIS PAPER FOR "THE REST OF THE STORY".

Ronson Bartender Touch Tip - good cond. No dents or chips. Both cigarette compartment lids have been re-chromed. Looks good. New felt on base. \$1850 U.S. Peter Cavanagh (Australia) 61 3 9546 9254


For Sale: Mint - Zippo Black Camel Lighter with gold logo "Camel". 1995 RJRTC (Orig. black plastic Zippo case). \$15 for one ; \$25 for 2 (Postage Paid US only). **Jim Lawrence (702)870-2718**

I have some lighters for sale for a man - they are Storm King, still in the blister pak, with 2 color logo for the Opryland (which has now closed). Interesting note: On the back it says "Park Lighters" - so they really did make Storm King. There are 4 of these - \$20 ea + postage. **Call Judith Sanders**

Have the following Hard Rock Cafe Zippos for trade: HRC London (have 2); chrome Hard Rock Hotel Las Vegas; HRC Orlando; HRC New Orleans. **Leo Lorenzo (904)778-4951**

FOR SALE OR TRADE

Buying/Selling 1932-1996 ZIPPO® Lighters	David S. Soriano
GENESIS BIOTECH, LTD. Authorized Wholesale Zippo® Distributor	
P.O. Box 986 Bradford, PA 16701 U.S.A.	Phone/Fax: 814-368-6696

	VINTAGE LIGHTERS INC. Bought • Sold • Traded Ira Pilosoff P.O. Box 1325 Fair Lawn, NJ 07410 Tel: 201•797•6595 Fax: 201•797•8642
---	---

NEW OLD STOCK: Scripto Vu Lighter combination wick, spark wheel brush and insertion tool on card \$2.50 ea., 6 for \$12.50. Ronson Red Skin Wicks with metal tool in envelope \$2.50 ea., 6 for \$12.50. Ronson Wired Wicks in envelope \$3.00 ea., 6 for \$15.00. Ronson three extra length flint in envelope \$1.50 ea.; 6 for \$7.50. **Ronald A. Czaplicki**

WANTED

Wanted: Camel Zippos pre '92 or European test sample. Best prices paid. Please send sale/trade lists of ANY Zippos. Also looking for '50 leather-covered & old fluid cans, any brand in excellent condition, 30 plus years old. Also want Tiffany Zippo and old sterling Zippos, green Moroccan, any rare Zips. **Anthony Amato (603)485-9855 or fax (603)485-3432**

New Zippo collector needs US Navy Submarine Zippos for my ever growing collection, I also need Zippo lighters from any Hard Rock Cafe in the world. I can be reached by snail mail at **Raymond Yeaple, c/o S&S Energy Products, 16415 Jacintoport Blvd, Houston TX 77015 or by email at rayeaple@gye.satnet.net**

Wanted: Ronson Superba. Will buy or trade. Write to **Jack Wilton c/o OTLS**

Wanted: BRUMA lighters. Made in Germany. Will buy or trade. **Bob**

WANTED

Rogers (925)943-7523 (new Area Code) phone/fax

Wanted: I am looking for (1) Zippo USS Sub Nautilus (any age); (2) USS Roosevelt with Teddy Roosevelt holding a sub 1977 or any age. If you have one for sale, please contact **Hideki Fujimoto Mail & fax 011 81 466 34 8565**

I am still looking for Mint Hard Rock Cafe Zippos. Do you have any for sale or exchange. Please contact **Frank Burton 01144 1964 536616 (phone/fax)**

WANTED
(1) 1960'S Zippo Yellow Fluid Can (2) 1967/69 Zippo Plastic Fuel Bottle
I am looking forward to your response. Hiroshi Kito Fax: 011 81 3 3990 7393

Wanted: Ronson Wonderlitter "Gem" in very good condition. **Norman Israel**

WANTED: Sarome & Sankei cruisers (ships) and Blue Bird (car) lighters. Prefer mint condition with advertising. Will buy or trade. **Dave Springer (203)380-1828**


Interested in purchasing Scripto Vu-Lighters either size, all colors & themes. Contact **Marshall M. Reed, Jr. email reedx4@juno.com or (608)273-4441**

Wanted: 1936 Promotional Novelty lighter given out by RCA to its service employees - shaped like a back metal receiving tube. Contact **John Okolowicz (215)542-1597 or email grillecloth@compuserve.com**

Wanted: Ronson "Duplex", Jr. Sport, Mint Highlighter, Essex, Whirlwind Imperials, Elephant Striker. MIB Ronson Pocket Gas. Also Lincoln lighters, Dunhill Howdy Unique in chrome. **Jack Williams**

WANTED: Alaska Lighters - advertising ships, pipeline, railroad, etc. Zippos and other types, flats, Ronson types. **Miles Collier (562)869-7103 or Fax (562)869-3622**

PLEASE NOTE NEW POST OFFICE BOX FOR OTLS - SHOWN ON PAGE ONE!

OLD LIGHTERS BOUGHT & SOLD	
WAYNE MELHISER ZIPPO DISTRIBUTOR	P.O. BOX 57823 OKLAHOMA CITY, OK 73157 PHONE: (405) 946-3009 FAX: (405) 946-2288

News From Around The World....Richard Rotman has been in the hospital & had bypass surgery. He is home and recovering now. Send him some notes about lighters to keep him occupied! Don Miller was in the hospital and out now & doing fine. Our sympathy to Ed Fingerman on the loss of his Mother. Ruth Runge has been in the hospital, but is home now & doing well. Congratulations to Bruce & Mallory Huberman on the birth of their daughter, Max T Huberman! (Bruce said he wanted to name her Ronson Touchtip!) Happy Birthday to Sophie Meddaugh! If you know of any news around the club, please let us know.

WELCOME NEW MEMBERS! John Brown, Tony & Brenda Cox, James & Martha Crumpacker, Sarah Dailey, Mike Dunn, David & Sue Evans, Marty & Gloria Hancock, Michael & Christine Kay Harris, Ernie Harvey, Terri & Ronald Hatfield, Reg Kwok, Guy & Alice Manion, Toru Mizuna, Bouhy Nicolas, Andrew & Billie Jo Ogden, David Perlmutter, Don & Carol St Peter, Robert & Susan Sturdivant, George & Janice Witruke, Paul & Laura Zisser

WELCOME BACK! Ralf Simon

PLEASE CHECK ALL NAMES FOR CHANGE OF ADDRESSES - ESPECIALLY TERRY POST SINCE I MADE A MISTAKE ON HIS PHONE NUMBER ON THE JULY LIST! SINCE THE LAST PAPER, THERE ARE SEVERAL CHANGES OF ADDRESS/PHONE, ETC.

COMING ATTRACTIONS

**NORTHEAST LIGHTER SHOW
OCTOBER 3
FOR INFO: CALL LARRY TOLKIN
(212)481-8484, EXT. 338 (DAY NO.)**

**CORRECTION
SPARK INTERNATIONAL SHOW IS
DECEMBER 4 - 6, 1998 IN ZURICH
FOR INFO: CALL URS BATSCHMANN**

Fuel For The Fire

QUESTION: I have seen a few examples of identical lighters that were marked "Dunhill" in some case and "Parker" in other cases. Were they direct competitors? Charles Torbeck
ANSWER: The story as I know it is that in the mid 1920's while Dunhill was producing many high quality lighters and Pipes, they wanted a "lower end" line of items. What they did was start a company called "The Parker Pipe Co. Ltd.". Under this name they produced many "Parker" lighters, which they sold mainly in England and France. These were still for the main part well made lighters, usually in silver or chrome plate, and occasionally in Silver. Many shared the same

patent number as the Dunhill Unique "143752", and some were even stamped both Parker and Dunhill. Although Dunhill sold many different Silent Flames through the 1940's, we believe Parker only retailed the "Sally Rand Fan Dancer" which is of course the most common of them all. I hope this clarifies this for you, Charles. Ira Pilosof

Question for Fuel for the Fire should be sent to P O Box 1325, Fair Lawn NJ 07410. If you would like a personal answer to your questions, please include a SASE & your questions will be answered individually or in the newsletter. Thank you, Guy Nishida & Ira Pilosof

Meet the Members by Adam Glick. Adam is on vacation. His column will return next issue.

NEXT PAPER NOVEMBER 15, 1998 - SEND ADS BY OCTOBER 25, 1998.



**On The LIGHTER Side.
International Lighter Collectors**

Founders:	John Cuevas Judith Sanders
Marvin Self	President
Dan Stover	Vice Pres.
Judith Sanders	Editor/Sec
Lynn Baker	Historian
Laurie Cuevas	Social Sec.
Corky Horner	Conv. Lighter Chrm

Board of Directors: Tom Clarke, Al Grosskopf, Ira Pilosof, Greg Ryman, Judith Sanders, Dot Turini

ALL ARTICLES & PHOTOS USED IN ANY NEWSLETTER ARE PROPERTY OF JUDITH SANDERS AND "ON THE LIGHTER SIDE" AND MAY NOT BE REPRODUCED WITHOUT PERMISSION. OTLS IS NOT RESPONSIBLE FOR NEGOTIATIONS IN TRADING THROUGH CLASSIFIED ADS. FOR INFORMATION, CALL OR WRITE:

**JUDITH SANDERS
P O BOX 1733
QUITMAN TX 75783-1733
U.S.A.
PHONE: (903)763-2795
FAX: (903)763-4953**