

On The LIGHTER Side

March 15, 1998

Vol. XV, No. 2

ETC., Etc., etc.

IMPORTANT - PLEASE READ! All of your 1998 Convention information is attached. Please read carefully & take note of deadlines for registering!

Please note OTLS has a new mailing address. We have been on the "waiting list" for 2 years to get a larger Post Office Box & finally got one. Effective immediately you may start using this new Post Office Box for ALL mail, other than UPS. For UPS you may continue to use OTLS, 136 Circle Dr, Quitman TX 75783. The new P O Box is:

**OTLS
P O BOX 871
QUITMAN TX 75783-0871**

You no doubt read in the last issue that John Elster is unable to continue writing the "Meet the Members" column. We are very pleased to announce that Adam Glick has volunteered for this job. His first column is in this paper. Adam & Sharon live in Bogota, NJ. Adam said he only collects Pocket Lighters, preferably in Sterling. Although he went on to say he also like great or unusual mechanisms.

I mentioned this last year - but will mention it again. Every time we have a storm the phone systems in Quitman don't function well. I came home the other day to find the fax machine had been "off" all day due to a power surge. So when the phones don't work & fax doesn't work it probably means our phones are "sick" - just try again later (or watch the US weather map!)

Forgive me for another error! I forgot to remind you in the November paper to send a SASE if you want a 1998 Membership Card. I know we could send them as you pay your dues, but I'm trying to keep expenses down & felt if you wanted a card you could send a stamped envelope. However, some of you that didn't know that's how we did it last year have called & said "where is my card" - sorry I didn't tell you before now!

ATTENTION OVERSEAS MEMBERS - PLEASE READ! In the last issue, your Editor had an ad for a small collection. First of all, in response to some faxes - Overseas members, when I ask for a SASE (Self Addressed Stamped Envelope), you can buy "International Reply Coupons", which are the same thing as a stamp you can send anyone. Then you can just send your addressed envelope with this coupon inside. I can exchange the coupon for a stamp at the Post Office.

By the way, in the last issue I mentioned that one of you would have "FREE GIFT" written on the last page of your paper in red ink. To date no one has responded - please check your paper again to see if you are the winner! Also we will be doing that with each issue, so check your papers. The

gifts will be items donated by various members. This issue also has "FREE GIFT" written on a paper.

◆ ◆ ◆

From The Pen Of.....

.....William Cody

Howdy,

My name is William Cody, new member, and have just returned from attending the Fourth Annual Florida Mid Winter Lighter Swap Meet. This show was put on by Tom Byrne & Mike Katz. The show was held at the Dezerland Surfside Hotel where the first floor is dedicated to the 50's. So the mood was set as soon as you stepped into the lobby! 1950's and 1960's cars surround the lobby and restaurant.

Our Swap Meet was held just off the lobby in a spacious 250 person meeting room. I met the best people on the planet - fellow lighter collectors. I had a ball from day one. I met people from England, France, Germany & the US. I acquired a great deal of knowledge and made lasting friends and got great deals on lighters. Bought some - some - traded, etc. I want to thank OTLS and all involved for a great experience and a great time.

Tom, Mike & Judith - till the next meet!

....Paolo Foglia

I want to thank all the partners that helped me to build up my collection of Zippo lighters. During these last 2 years I received many letters & faxes from the world over, and from people that are bound by the same love for the lighters. This has been wonderful for me!

I hope to come to the US to attend Convention '98.

....Marvin Self

Chris Kuntz has updated his Marlboro guide. It now has color pictures & his information & descriptions include at least 65 Marlboro Zippos.

This is an excellent reference source for those with a passing interest in Marlbros and a "MUST HAVE" for serious Marlboro collectors. The modest price is \$15+postage. Contact:

Chris Kuntz
3625 Shepard Hills Dr
Bloomington MN 55431
ph/fax (612)831-0942
e-mail ckzippo@compuserve.com

[COLLECTORS' CORNER]

MIKE FUSCO

Scripto VU-lighter

SCRIPTO NOTES #5

Before I begin, I would like to thank all the wonderful people who wrote and contacted me regarding the notes on the Scripto lighter in the Vol XV No 1 issue of OTLS. Keep it coming, I answer everything!

At the request of Judith, I will review for you my process of cleaning the INSIDE portion of the Scripto fluid tank. Many collectors who purchase and preserve Scripto lighters are at times dismayed when they find a Scripto and discover the inside portion of the fluid tank to be "frosted". In some cases, it's so frosted you can't detect what is contained inside. Is it a sports scene? An advertisement? A fish hook? What? Even if the insert is somehow identified, it's passed up because it's so frosted. Well, may we can change all that with the following information.

There are different degrees of frosting, however, no matter the degree, it can be removed and cleaned. Below is a list of items you will need to do the job.

1. 3 to 4 thin strips of sponge. They should be 1/2" wide by 1 1/2" long, by 2mm thick. (See Diagram #1)

2. A pair of tweezers, the long nose type. I got a hobby type & ground it down so they fit into the bottom hole of the fluid tank.

3. Masking tape

4. A large size paper clip

5. Dishwashing liquid soap

6. Small dish

7. Water

8. a Penny

9. A bolt about 1/2" long with the same treading as the female receptacle found in the bottom of the fluid tank.

10. An eye dropper

11. Needlenose pliers

I'm going to need an expert here to scientifically explain why the inside of the tank gets the way it does. It's safe to say we all know what the build up is, it's dried lighter fluid. But what I'm asking is, why some tanks build up the frost and others don't. I hope someone can explain. Please write or call me so I can pass it on. The bottom line is, how can we clean it.

The first step is removing the bottom screw. We all know it's simple. I use a penny. Next, take your strips of "thin sponge" and drop them into a dish of water and dishwashing liquid soap. This mixture is

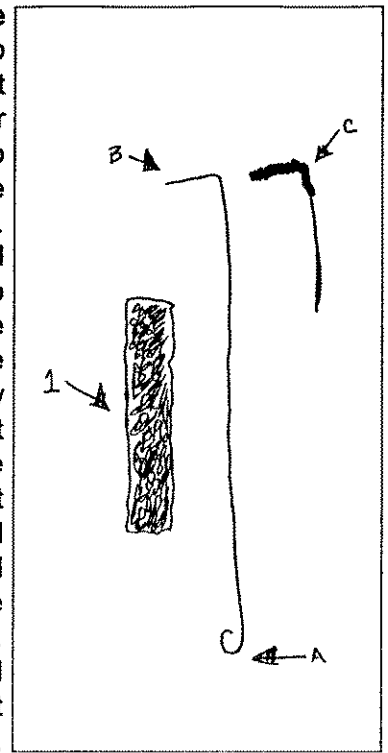
water & a little soap. We don't want this solution to be soapy, soapy. We want a hint of soap and water enough so that it's going to clean. You will soak the strips for a few seconds. Take your tweezers and work the sponge strips into the fluid tank hole at the bottom of the tank. I place 3 strips into the tank. Now here comes the important part. Take the large size paper clip and straighten it out. On one end you'll make a small rounded hook with your needlenose pliers. (See Diagram #A). On the other end you'll make an L shape so that it's bent 90 degrees, extending 1/2 of an inch (see Diagram #B).

Next, use masking tape and warp the L shaped portion of the paper clip. (See Diagram #C). Don't overwrap it or it won't fit inside the hole. The reason for the masking tape is to prevent scratches on the inside of the tank. It also assists the sponges with cleaning. Also note, the reason I selected a large paper clip is because you need this length to get to all spots in the tank. A small paper clip is too short and not strong enough.

At this point, we have 3 soapy (but not too soapy) sponge strips inside the tank. The paper clip with it's end masked is inserted into the tank, moving the sponge strips up and down, side to side, removing the frosty film off the inside of the fluid tank. Keep the paper clip underneath the sponge strips during the cleaning process. We don't want to risk any scratches. The masking tape will get wet & may loosen up a bit. It depends on the quality of the masking tape. Spend some time cleaning. It took years to build up, it's going to take some time and patience removing it. I clean for a good 5 minutes. Please note that sometimes the insert is just as frosty. You may want to clean it as well. If so take the paper clip and place it on top of the sponge strips and clean the insert, but be careful not to have the paper clip touch the inside wall of the tank for fear of scratching. Another caution, if the insert is paper on cardboard, make sure the sponge strips are as water free as possible, yet still wet enough to do the job, otherwise the paper on the insert may lift off at the edges. If the insert is plastic, there is no worry about the amount of water/soap used.

Once you feel the tank is clean, pull out the

Cont. on Page 3



COLLECTORS' CORNER continued...

paper clip, turn the clip around to the hook side, (See Diagram #A), and insert it into the tank, hook on to a sponge strip & slowly pull it out. Once all three strips are removed, repeat the cleaning process on the other side of the tank.

Once both sides are cleaned, rinse the sponge strips of soap so they are clean & damp. Insert the strips back into the tank. Insert the masked paper clip and move the sponges around the tank taking up excess water and soap. This process may be required a few times before all the soap and water is removed. If your finishing up the cleaning process on a tank with a plastic insert, you can rinse the tank with an eye dropper and water, but may still need to insert a sponge strip or two to get it dry.

Let everything dry out. I allow 24 hours before I replace the bottom screw. If you've done a good job you'll have a nice clear tank. Please note the following. The female nut found at the bottom of the tank may pop off and fall into the tank during this cleaning process. To correct this, simple maneuver the female nut above the opening, insert the 1/2 inch long bolt (Item #9), turn and catch the female nut and pull it back into place. It will relock itself into place. Good luck. Remember if you have questions and additional info, let me know.

P.S. to Scripto Notes #5

This additional piece to Scripto Notes #5 was submitted a few weeks later, but it covers an improved approach to the cleaning process of the inside portion of the fluid tank.

Since I originally submitted this piece, I have discovered a product called **PLASTI DIP** from The PDI, Inc., Box 130, Circle Pines, MN 55014 (Phone 612/785-2156). This is a heavy duty flexible rubber coating. Instead of the masking tape, I dipped the end of my paper clip into this product, pulled it out and let it dry. What I got was a rubber coated tip. Repeating the process puts additional coats on the tip. The results were just great for use inside the fluid tank of the Scripto. On one paper clip, I curled the end, made two dips, three hours apart and got beautiful results. This idea works just perfect.

PLASTI DIP, found at hardware stores, is a wonderful addition to the never ending search for products and tools to clean what is becoming the hottest lighter in the hobby, the Scripto VU-lighter.

★ ★ ★ ★

IMPORTANT NEW LIGHTER TIP! Teddy Wayland has just called to say he has discovered a new way to clean "price tags" off lighters. He says if you will rub mayonnaise on the tag, or spot of glue a tag left on the lighter, the mayonnaise will remove it and NOT harm the finish of

your lighter. He said if the spot doesn't come right off, to leave the mayonnaise on for a while and then wipe off. Thanks, Teddy!

▲ ▲ ▲ ▲

EDITORIAL

by Judith Sanders

There have been recent complaints about our Bulk Mail system. Mostly members have complained that it takes a long time for them to get the newsletter, and more importantly, sometimes they don't get their paper at all. We are aware we "lose" approximately 8 newsletters each issue -- who knows where they go! If you have not received your newsletter within 15 days of the date the paper is normally mailed, please phone, write or fax your OTLS Office. I would point out that when we used First Class Mail, we also lost around 7 newsletters an issue - also members did not get their papers at the same time, and other than taking less days to reach you, First Class was NOT any more efficient.

After receiving a couple of complaints, I was curious as to whether PLPG also received complaints, so called Larry Marshall. He said they also receive complaints, and in fact he was in the process of writing an Editorial for their newsletter. He faxed me a copy of this editorial, which was excellent. With his permission, I am reprinting portions of that editorial below:

"The Postal Service does not guarantee anything when it comes to bulk mail delivery but they do say that it will take 10 to 14 days for it to reach its destination. The reason, they say, is that first class mail takes priority. So what they are saying is that our bulk mail could be sitting in some dusty old corner for eternity waiting for some energetic employee to finish the priority mail...."

"...If you receive this issue more than 14 days...I encourage you to register a complaint with your local post office. It may not speed up delivery but it will surely alert the US Postal Service that we the people, are dissatisfied with the way they run their monopoly." (Larry Marshall)

The Board of OTLS is in agreement with Larry Marshall about complaining to your Post Office. Every time it takes your paper more than 14 days, COMPLAIN! The only way we can make a difference is to let the Post Office know how we feel.

◆◆◆

Meet the Members by Adam Glick

Almost every lighter collector wishes they had started sooner, back when prices were reasonable and lighters were plentiful. However, sixteen year old "Junior" OTLS Member John Costanza of Ho Ho Kus, NJ should have no such regrets. He began collecting lighters at about age 12 while browsing Flea Markets with his antique dealer father and now has over 1,000

lighters including more than 400 Zippos! (It's not fair being jealous of a teenage)

As with most lighter collectors, the initial attraction was enjoying fire and flames. In addition, he was able to find interesting lighters at reasonable prices. John's first lighter was a "plain" Ronson. A Desert Storm Zippo gave him the well known, incurable Zippo mania. He prefers advertising Zippos, the older, the better; and also collects rare Ronson and Dunhill pocket lighters. His favorite lighters include a World War II black crackle Zippo, a Donald Duck Zippo and a 1950's Zippo "Loss Proof" with a Hunter design.

John has attended all of the Zippo Swap Meets, in fact he first heard about OTLS directly from Zippo. He is also a big fan of the semi-annual Northeast Lighter Shows at Newark International Airport. John still finds most of his lighters at Flea Markets and Antique Shops and lately has gotten involved with trading over the internet and America On Line.

Although his friends and family may jokingly call him "obsessive", everyone is very supportive of his collecting. While most of his collection is understandably in storage, John has a revolving Zippo display case for his favorites. He is also interested in lighter history, with over a dozen books on lighters and enjoys researching his new purchases.

With the millennium fast approaching, it is only natural to be concerned about what the future will hold. At least lighter collecting will be preserved well into the next century by "Junior" OTLS Members like John Costanza. (Besides, every one of our lighters will still work on January 1, 2000; even if our ATM cards won't)

* * *

THE ZIPPO LINK

Contributed by Pat Grandy

ZIPPO'S 1998 COLLECTIBLE OF THE YEAR CELEBRATES A 50-YEAR-OLD MEMORY/MYSTERY

Before its mysterious disappearance, the Zippo Car won America's heart, appearing in parades, expos
THE ZIPPO LINK continued.....

and fairs in all 48 states during the late 1940's and early 50's. Today, nearly 50 years later, a replica of the product mobile embarks on an international voyage to more than 120 countries globally - as the 1998 Limited Edition Collectible of the Year.

The brushed chrome lighter features a detailed, three-dimensional, pewter emblem of the Zippo Car and a replica of the car's original Bradford, Pennsylvania "ZIPPO" license plate on the lid. A cast pewter "ZIPPO" license plate key ring accompanies the lighter. The set is displayed in an embossed commemorative tin depicting nostalgic scenes of the many places visited by the Zippo Car.

The Zippo Car disappeared while undergoing repairs at a dealer in Pittsburgh. The repairs were

complicated, making the car easily forgotten for months and then - years. When Zippo finally tried to locate the car, the dealer was out of business and the car was never seen again.

Nearly a half century later, the legend of this storied car resurfaced when, in 1996, Zippo commissioned the construction of a "new" Zippo Car to serve as an exhibit at the Zippo/Case Visitors Center in Bradford, Pennsylvania. As many club members may know, the car was to be introduced at the 1997 Swap Meet, however, the complex process of restoring the car took almost a year longer than expected. The car will be at home in the Visitors Center this spring.

On the Road with the Zippo Car


The Zippo Car was a retrofitted 1947 Chrysler Saratoga that cost between \$25,000 and \$30,000 to create. It featured two gargantuan lighters with neon flames which brightly "lit up" when leading parades, or appearing at expos and fairs. The flames could be removed and the lids of the lighters shut for easy travel.

According to company records, the weight of the massive lighters caused the tires to blow out periodically. The car was taken to Pittsburgh's Toohey Motors for repair. Halfway through the renovations, it was discovered that continuing the repairs would make the car six inches taller than the legal height for vehicles in its class. An additional \$40,000 was needed to remedy this problem.

George G. Blaisdell, Zippo's founder, was busy with his growing business and shifted his attention from the expensive repairs of the Zippo Car to increasing the production of lighters. Month after month the car was forgotten. The months turned into years until finally, in the early 1970's, a curious Blaisdell called Toohey Motors only to discover the company had since gone out of business, leaving no trace of the Zippo Car.

Limited Edition Collectibles

Seventh in a series of annual limited edition collectible lighters, the Zippo Car commemorative lighter is available only during 1998 at Zippo retailers worldwide.





THE BOOK CORNER BY BEN RAPAPORT

ZIPPO MANUAL #5 is now available. This a 160 page overview of Zippo changes from 1932 through 1997. It also includes photos from the Zippo/Case Swap Meet. Please note this newest book by Photo Press is in Japanese only - no English. I will be selling this book for \$18.00, plus postage. Postage is unknown at this time.

* * *

Fuel For The Fire

QUESTION: Please explain to me what the difference between a "Semi-Automatic" and "Automatic" lighter is. I have a "Nassau" which I have always considered to be an "Automatic" since it lights automatically when one pushes the button on the side. Is this correct? Charles Torbeck

ANSWER: While certain lighters such as Thorens, Nassau, Wright and Vernon are often referred to as "Automatic" lighters they are in fact "Semi-Automatic." A true "Automatic" lighter is one in which one movement both lights & also extinguishes a flame. A "Semi-Automatic" will give you a flame with one movement, but still requires a second movement to put out that flame. A third mechanism is the "Manual" in which there are several movements involved in both lighting and extinguishing a flame. An example of a true "Automatic" lighter would be the Dunhill "Tinder Pistol", while a "KW" would be a "semi" since you must close the snuffer cap after a light. A good example of a "manual" lighter would be a "Zippo" since there are three steps required: First, open the lid - second, turn the flint wheel - and lastly, close the lid. Ira Pilossof

Remember you can send Questions for *Fuel For The Fire* to P O Box 1325, Fair Lawn NJ 07410. Please mark the front of your envelope "IRA PILOSSOF, ATTN: FUEL FOR THE FIRE." If you would like a personal answer to your questions, please include a SASE and your questions will be answered individually, or in the newsletter. Thank you, Guy Nishida & Ira Pilossof

THE DISCOVERY ZONE

Having just received a great letter & photos from Ray Smizer, I want to feature one of his most recent acquisitions. Most of you know that Ray has an awesome collection, so not only is it rare for him to find a lighter he doesn't already have, it is most interesting to see that he has found THREE rare pieces in such a short period of time. We will feature the other two in the next issue.

Following is a photo & Ray's descriptions:

This Little Boy is bent over with his pants down. It is an electric (plug in) lighter, with a button in his belly which, when pushed, lights up his can (glows). The only wording I could find on the statue is "HOT-CHA" on the front of the base. If anyone knows anything about this, I would appreciate hearing from you.



IMPORTANT ANNOUNCEMENT Zippo Announces Swap Meet Change

Don't wait until next year to attend the Zippo/Case International Swap Meet.

Starting with the 1998 event, the Zippo/Case Swap Meet will be held every other year, Zippo officials announced this week. Following this year's July 17 - 18 event, the next swap meet will take place July 21-22, 2000.

(Editorial Note: This Press Release is actually a full page, rather than the condensed version above. Due to limited space in the paper, this has been shortened considerably - but we wanted to get this information to you. A complete copy of the Press Release will be sent from Zippo to all members with the 1998 Swap Meet information.

The California Show

Having just returned from the California show, I am tired, happy & bought some great lighters! And the paper is late as a result -- try to be understanding!

Guy Nishida picked me up at the airport & we went straight to an antique mall (of course)! Wed. night Kathleen Nishida cooked dinner for 10 of us - she is braver than I am! Richard Ball, Tom Clarke, Tom & Debbie O'Key, Mike Cassidy, Paul Schofield, Luciano Bottoni and I immediately started trying to talk Guy out of his lighters!

CLASSIFIED ADS

FOR SALE OR TRADE

For Sale: 34 Zippos in very good condition; repaired insert, best offer. Also send SASE for list of 50 Naval Zippos from 50's to '70's. Rich Bacon (714)536-4407

Have empty Zippo boxes for models #180 (Fisherman, Hunter, Bowler), #1625 H.P. Diag. (2), 1620 H.P. Crisscross, 1610 H.P., 1615 H.P. ribbon, 200 brush (3), 250 H.P. (2), 300 engine turn - Exc cond. offer accept for any or all. Also have Zippo Display Case (ZM-16758), rotates, lights. Missing plexiglass top, lighter band holder broken, but all the holders are in place. For sale, as is. Call or write Norman Akie

I have a lighter I am selling for a member: 1981 Zippo w/a pic of the Presidential helicopter on 1 side & Presidential emblem on the other (given out by Pres Reagan as a gift to pilots of Marine One) Cond MIB. Make offers. Please call, fax or write Judith Sanders if interested

For Sale: 1990 OTLS Convention Lighter \$200; 1991 OTLS Convention Lighter. Call Gary Bagwell (940)549-5460 or fax (940)549-5475

OTLS CONVENTION LIGHTERS - Corky has found a box of a few convention lighters that were never sold. He has the following years & prices on these: 1992 (\$50.00), 1993 (\$50.00), 1995 (\$50.00), 1996 (\$30.00), 1997 (\$20.00). You may order these immediately, they will be sold on a "first come" basis. Please order direct from Corky Horner (609)933-3116

I have a small model VW (die cast) with Zippo advertising on the side. Used as a promotional display for the VW Zippos sold in Europe. Call Brent Harbolt (405)436-5765

Camel Sterling Silver Biker, Pool Player & 85th Anniversary (100 made of each); also 40 Slim Zippo's w/advertising \$8.00 ea for all. Andrew Lloyd (336)724-0821

I have 3 lighters for sale: 1 "Lansing" w/ad for AAA - 2 (gas) watch lighters. Best Offer. Norman Landis (314)821-7933

FOR SALE OR TRADE

Visit our Web site. Old tobacco ads, astronaut recovery, sport series, etc. on Zippo lighters. Limited Editions. Use your favorite service online, type: "Zippo Distributors", and you will find us! Dave Soriano, Genesis Biotech, Ltd., Bradford, PA.

WANTED

Notice to Everyone Coming to Las Vegas Convention: I am bringing my portable photo set-up to the show for one reason: I need to take pictures of any & all Ronson wick lighters which are not in the book. I specifically refer to different models, not different enamel or leather of a model shown. To date I have about 15 lighters not in the book, but want to document as many as possible. Before you bring something, please send me a snapshot or give me a call at (650)328-0329 and tell me about it. Your privacy will be protected about anything you bring. Pieces being photographed will not be on display. I can take the picture in a few minutes while you wait. If you are not coming to Vegas, and have a model not in the book, I would be very grateful if you would contact me. Thanks very much for contributing to my current project. Urban Cummings (650)328-0329

New Member of OTLS is seeking information on dating Zippo lighter boxes. If any member can help with drawings or photos. Please send information. Tom Jones (816)229-3578. See New Member List

Wanted: Ritepoint & Scripto lighters, parts & written material. Also I need Scripto Display cases, both plastic & cardboard table top displays. Call me anytime. Mike Fusco (315)724-8773

Wanted: Any chrome Zippos from 1934-1945, Zippo Oil Cans from 1970-1980 (Flame design and Zippo logos). Write to Christoph Lechner. See New Member List

Wanted: Scripto, Ritepoint & other view lighters, flat advertisers, pipes, cigar cutters, matchbook holders & all the usual great stuff. Will buy or trade from stock of thousands! Let me know what you want. If I can't find it, it wasn't made. Call Guy Nishida (310)215-1951

I am looking for a Ronson Standard Tortoise Enamel #15350 lighter. If you have one, please let me know. George Gunter

Wanted: USS Essex Zippo - good to better cond.; Zippo with Boy Scouts of America advertising/logo on it (good to better cond); Zippo ZR1-5 Remembrance Vol. 1 (WWII Vol. 1 set) (Mint if possible). Gene Gavorsky Ph/fax (770)962-3498

WANTED: Zippo Corvette Series Lighters, 1963, 1978, 1993 Corvette lighters. Will purchase or trade for Zippo Corvette Series 1953 Corvette lighters, unopened with original seal on reverse side never been used. Please leave a message at (316)773-5596 Troy Pate (Non-Member Ad)

New Member, New Collector, interested in purchasing Scripto Vu-lighters, either size, all colors & themes. Contact Marshall M. Reed, Jr. e-mail reedx4@juno.com or call (608)273-4441 (see Nov New mbr list)

Want to buy the following Zippos: (1) late '30's - early '40's Sterling & 14 Kt; (2) 48-54 Sterling & 14 Kt; (3) '49 Lady Bradford w/o base; (4) 37-58 #180 Bowler; (5) 80-81 #180 Skier. Also send me your lists. Contact Tatsuya Watabe 81-3-3749-4995 (fax/Japan)

Wanted: Varga Girl (Windy) Zippos & non-Zippos old & new. Also related items. Charlie Holan Ph/Fax (708)863-3505

SLIM ADVERTISING MINT-IN-BOX ZIPPOS from the following years are required to complete my collection: 1958 to 61, & 1985 to 1988. I will buy or exchange for other quality lighters. Please contact Frank Burton Ph/fax 011 44 1964 536616

Wanted to Buy: Gold Ronsons, Clark, Nassau & Dunhill lighters. Also American made pre-1940 Sterling lighters. Call Larry at (203)226-8160

Wanted Original Vietnam Zippos - please write to Joe Scheiringer (See New Member list)

WANTED: "HURRICANE" & "HELIOS" Lighters! Also, I'm still looking for Zippo's Yellow FLUID CANS & PLASTIC FUEL BOTTLES. I look forward to your response. Hiroshi Kito Fax 81 3 3990 7393



VINTAGE LIGHTERS INC.
Bought • Sold • Traded

Ira Pilosoff
P.O. Box 1325
Fair Lawn, NJ 07410
Tel: 201•797•6595
Fax: 201•797•8642

SEND CONVENTION CLASSIFIEDS FOR MAY PAPER

CLASSIFIED ADS

FOR SALE OR TRADE

Still have a lot of lighters left from my Father's collection. I will sell the pocket lighters in lots of 15 P/Ls for \$10 + shipping. These are in good condition, however, are the more common advertising lighters & lighters with pictures. Please call or write John Stapert (201)827-5829

For Sale or trade: (1) Sterling Silver Dunhills (and some gold plated) - all rollers - all exc. cond. (2) Dupont 18 Kt gas in box mint. (3) 12 Prince MIB Cir 1945-49 - all different Japanese design. Paper work on this set has a historic background! Call William Cody (954)704-0562 (see Jan New Member List)


Jenna is a "Furry". A representation of a human mind in animal form. This sensual Skunkette is the first in a series of 8 called "The Pet Pinup Series". Limited Edition of 1000 made. High polish chrome, 6 different bright, bold colors, name "Jenna" in 2 dimensional, signed by Artist "J Willard" (see photo below). If interested in ordering, please fax Debbie Fallon or John Heiderman (218)643-3708



Zippo Salesman Sample Cases (regularly \$45) On Sale for \$25 + shipping. Camel - Hard Rock Cafe - Swap Meet Zippos 95 - 96 - 97. Jerry Cline (817)514-8242 Fax (817)485-5002
For Sale: Evans Pocketbook, contains smaller pouch inside which holds cig. case, compact & lighter. Also, change purse, comb & mirror - all marked Evans Exc. cond \$70.00 Also if you would like my next list sent to you First Class, send a SASE. John Parziale

FOR SALE OR TRADE

GIANT SALE! OTLS IS SELLING ALL BACK ISSUES OF NEWSLETTERS. WE NEED THE STORAGE SPACE! HERE IS YOUR OPPORTUNITY TO GET THOSE ISSUES YOU ARE MISSING. ISSUES AVAILABLE: 1989 (Dec); 1990 (Sept, Nov); 1991 (Jan, May, July); 1992 (Mar, May, July, Sept, Nov.); 1993 (Jan, May, July, Nov); 1994 (Jan, Mar, Sept, Nov); 1995 (all issues - 6); 1996 (May, July, Sept, Nov); 1997 (all issues). ALL ISSUES FROM 1984 - 1995 WILL BE 75 CENTS & 1996-1997 WILL BE 50 CENTS EACH - PLEASE ADD EXTRA FOR POSTAGE. ORDER FROM GREG RYMAN, 3264 BUTTERFIELD AVE, LA VERNE CA 91750



WICK'D WAYS

LIGHTERS BOUGHT,
SOLD, & REPAIRED

BOB ROGERS

PHONE/FAX: (510) 943-7523

P.O. BOX 245, LAFAYETTE, CA 94549-0245

Display ♦ Organize ♦ Protect YOUR LIGHTERS!

Lighter Display Cases from
\$7.95 to \$179.95. Mike & Rita
Pratt (402)721-4765. Visit our
Web site:
[www.teknetwork.com/display/
lighter.htm](http://www.teknetwork.com/display/lighter.htm)
E-mail: mpratt@teknetwork.com

OLD LIGHTERS
BOUGHT & SOLD

zippo

MANUFACTURING COMPANY

WAYNE MELHISER
ZIPPO DISTRIBUTOR

P.O. BOX 57823
OKLAHOMA CITY, OK 73157
PHONE: (405) 946-3009
FAX: (405) 946-2288

Ronson Bartender (Black Bar, T-T) - exc cond, no chips or cracks all original \$1750. Have an old, round Zippo Display Case (lighted) \$165. Also selling other lighters from my collection - Ronsons, Zippos, MIOJ. Write for list, over 100 items. Send SASE. Fred Quann (813)238-7474
For Sale - MIB black matte Zippo w/crossed US & old USSR flags in color. Sold by UN to help promote detente. UN quit selling it

FOR SALE OR TRADE

6-7 years ago since country broke up & UN won't sell smoking products anymore. I believe it is a 1988 issue. Represents a rare moment in world history. \$50 ea (add \$3 S&H U.S., \$5 overseas). John Sved (212)570-6839 (See Nov. issue for photo)

WANTED

Wanted: Camel Zippos pre-'92 or European or test samples. Best prices paid. Please send sale/trade lists of ANY Zippos. Also looking for '50 leather covered & old fluid cans, any brand in excellent condition, 30 plus years old. Also want Tiffany Zippo & old Sterling Zippos, green Moroccan, any rare Zips. Anthony Amato Phone (machine 8 rings) (603)485-9855 or Fax (603)485-3432 (24 hrs.)

Wanted: Camel 8-Ball #2 (Flaming 8 Ball), also Camel - Marlboro - Hard Rock Cafe Zippos, buy or trade. Also looking for a "Light the Night" Zippo. Jerry Cline (817)514-8242 or fax (817)485-5002

Searching for Camel, Marlboro & Lucky Strike Zippos. I also need Limited & Numbered Edition w/walnut box. Cash or trade. Michael Beckamp Tel/Fax 49 202 720092 (See Welcome Back on New Member page)

Wanted: KW pocket & table lighters. Also looking for any information on KW's & the Karl Weiden Co. All correspondence will be greatly appreciated. Dan Stover

Looking for insurance company Zippos for my collection. David Bowes (414)963-9603 or write me.

Wanted: Any rare Ronson Touch Tips. Please call Dave Markey

Looking for a Zippo Display Case (old or new), also anything "Camel". John Moore

Wanted: Jack Seiderman's auction catalogs: April '91, Oct. '91, May '92, June '93 or will buy complete set. Ronald Czaplicki (Note: This ad is for Ronald not Ronnie Czaplicki)

IMPORTANT John D'Antuono has had a problem w/Ebay. Please check his e-mail site for his comment. jbqt@qvtc.com.

LIGHTERS, etc.

MARBLES, DICE, &
SWIZZLE STICKS

wayne & susan melhiser
(405) 946-3009
FAX (405) 946-2288
P.O. BOX 57823, OKC., OK 73157



PLEASE WRITE DOWN THE NEW OTLS POST OFFICE BOX NUMBER (SEE PAGE 1) & USE IT FOR ALL MAIL, OTHER THAN UPS!

Friday I went to check in at the hotel and started running around rooms to look at lighters - everyone was already trading lighters - great fun! Got a great Occupied Japan "globe" from Tom Clarke!

Sat. came very early, with exhibitors setting up by 6:30 A.M. (not me!). This was a big show for an area show - there were around 40 exhibitors, with many other collectors coming through to buy & visit. Got to meet some OTLS members I had not met before - saw many I had not seen in a while - had a great day visiting. Bruce Huberman probably bought one of the better lighters of the show - he got a Ronson "Fatman". Paul Taylor (new member) brought a cane with a watch spring type mechanism, Guy & Catherine both had some beautiful Ronson bookends. I also bought a red (yes, red) Octette!

One really great story from the show - John Tipsword had a friend, Irma Baker, come to visit him at the show. He and Irma had not seen each other since 1943 - what a reunion!

On Sunday we all descended on the Rose Bowl Flea Market, where we all kept bumping into each other! But despite the large group of collectors there, some people found some great lighters. As soon as we returned from the Flea Market, we all took off for Manny & Catherine Stolman's house. She had invited all the "out of towners" over for a terrific buffet & a tour of their lighter collection. Can you picture grown men & women crying? After looking through the Stolman collection, it was enough to make your cry - SUCH BEAUTY - SUCH AWESOME PIECES!! I hope all of you eventually get to visit their house, as it is a real event for a lighter collector.

COMING ATTRACTIONS...

PLPG LIGHTER SHOW

April 3-5

CHICAGO, IL

Call PLPG for details

Zippo Collectors Club Holland

Swapmeet - April 25, 1998

Delft, Holland

For info call: 31-346-213-690 or fax: 31-346-213-584
or contact Andy & Linda Velberg

The Lighter Event of 1998

TWELFTH ANNUAL OTLS CONVENTION

JUNE 18-21, 1998

IMPERIAL PALACE, LAS VEGAS

INFORMATION ENCLOSED

ZIPPO/CASE SWAP MEET

JULY 17-18, 1998

BRADFORD, PA

News From Around The World.... Clayton Vecellio fell on the ice & broke some ribs - but he is doing fine now. Congratulations to Don Moran & Leilani Allen on their recent marriage! Bo & Sandie Bridges announced the arrival of their second grandchild. Congratulations to Robert Muscat on his marriage to Helen & welcome to OTLS, Helen! Congratulations to Dave & Sherie Markey, who have just returned from Russia with the first of their children. This child is Dmitry & he is 22 months old! Richard Wallich recently appeared at the Cigar Expo in New York. He and Cigar Savor (manufacturer of cigar accessories) presented a limited number of hand painted cigar carriers featuring various sport scenes. After William Cody returned from the Florida show a tornado hit his shop in Pembroke Pines and he lost everything in the shop - but he says he "will rebuild his inventory" - Good luck William! Our sympathy to Tom & Joan Prylinski on the loss of Joan's brother. Congratulations to Laurie Cuevas on the birth of her new grandson Jacob Dalton Cuevas. Our thoughts are with Emil Inga, who had open heart surgery. He said he is improving now & still collecting lighters. Did you notice Wendall Ratcliff has rejoined the club? Since we saw him last, he & Nicole got married and have a baby.

**NEXT PAPER MAY 15, 1998 - SEND ADS
BY APRIL 25, 1997 - AS WELL AS REGULAR AD
SEND CONVENTION CLASSIFIEDS!**



On The LIGHTER Side, Inc.
International Lighter Collectors

Founders:	John Cuevas Judith Sanders
Marvin Self	President
Dan Stover	Vice Pres.
Judith Sanders	Editor/Sec
Lynn Baker	Historian
Laurie Cuevas	Social Sec.
Greg Ryman	Back Issue Chrm.
Corky Horner	Conv. Lighter Chrm

Board of Directors: Tom Clarke, Al Grosskopf, Ira Pilosoff, Greg Ryman, Judith Sanders, Dot Turini

ALL ARTICLES & PHOTOS USED IN ANY NEWSLETTER ARE PROPERTY OF JUDITH SANDERS AND "ON THE LIGHTER SIDE" AND MAY NOT BE REPRODUCED WITHOUT PERMISSION. OTLS IS NOT RESPONSIBLE FOR NEGOTIATIONS IN TRADING THROUGH CLASSIFIED ADS. FOR INFORMATION, CALL OR WRITE:

JUDITH SANDERS
P O BOX 871
QUITMAN TX 75783-0871
U.S.A.
PHONE: (903)763-2795
FAX: (903)763-4953