

ON THE LIGHTER Side

December 15, 1988

Vol. V, No. 12

ETC., Etc., etc.

Your Editor will be receiving a WONDERFUL Christmas present.. Michael and Beth (my son and daughter in law) are expecting a baby ANY MINUTE - of course I'm not old enough to be a Grandmother!! If the baby gets here before the paper goes out I will write in the corner what it is - and pictures will be available on request!

A new country heard from...a big WELCOME to Ken, our first member from Japan (see page 4). IMPORTANT - ALL memberships expire with this issue. Please send in your dues ASAP! As we said earlier, the dues for 1989 will be \$15 U. S. and \$20 overseas. If you have already paid, please disregard this message!

Could I please hear from you regarding classified ads - do you want to continue your present ads and could I have some new ads from other members.

I have now heard from Ben Rapaport and he has ordered more copies of LIGHTERS - IF YOU STILL HAVE NOT GOTTEN A COPY, PLEASE WRITE DIRECTLY TO BEN:

Ben Rapaport
11505 Turnbridge Lane
Reston, VA 22094

HAPPY HOLIDAYS TO EACH OF YOU AND YOUR FAMILIES!

Judith

AND NOW A WORD FROM OUR PRESIDENT.....

Dear OTLS Members,

I would like to take this special time of the year and wish you all good health and the best of all in the upcoming Holidays.

As President in 1988, I was very pleased with the results of our Second Annual Convention here in Erie, Pa.

Our club has grown by 10% and I'm sure if we all try to encourage new members to join us, we can keep growing.

As I said in my speech at the Convention, we must try to help Jay Meddaugh with data, pictures and any information we have on lighters, and help him compile a book on lighters here in the United States.

This will help us to establish some price guides for buying, selling and trading in the future. So dig deep this winter and send any bit of information you can find to Jay.

Anyone who has a video camera can take pictures of their collection and we can put them all on one tape in the future. This would make a few dollars for our club by selling them (to members only).

If you have a tobacco shop in your area, post a membership application, with your name as a contact for new members on it, then send it on to Judith.

Again, Joan and I thank you for allowing us to be your host here in Erie this last summer and hope to see you all in Cleveland, Ohio for the third convention.

Good luck to Richard Rotman as next year's President, and I'm sure he will do a super job in 1989!

Last but not least, a special thanks to Judith for keeping the club together. I'm sure you will all agree she is SPECIAL in her own way.

Sincerely,

Thomas J. Grylinski

(Editor's note: The "Spotlight" section will return in January)

COLLECTORS' CORNER

ROAD TEST

by John Grawe

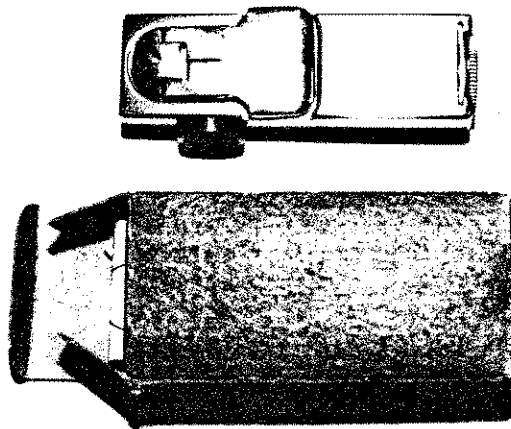
It's been a few years now since I first saw a very unusual item in Bisconcini's lighter book. What caught my eye was in it's description, "operates without petrol or gas" and a reference to it being impractical. After reviewing it's explanation of method of operation, in which it says you have to crank it?, the flame flickered in my head telling me, "hell-yeah, got to have one!" The lighter I am referring to is the TRANSFO, a lighter operating with flint only, patented by William D'Alton, Paris, No. 1011162, 16th December 1948. This sleek looking brass and copper plated aluminum constructed misfit, which sparks produced by it's Pyrium flint, are sufficient to lighter a cigarette or pipe, rests in the catagory of better mousetraps. After a couple of years of searching around, and only a few leads, I was walking around the monthly antique and collectable show I attend, when I looked down into one of the dealers' show cases. There it was, a brown box with the word TRANSFO in big black letters printed on it. Next to it lay an unused, mint condition beauty, with a set of general instructions attached to it's flint tension knob. Nested in the box was another set of instructions. One side explaining flint replacement, lighter maintenance and a scientific explanation of the phenomenon involved using Pyrium flint. The other side, a more detailed instructions of the many ways of how to use it. After a little dicking, I put down my money, snatched up the lighter and hurried off to try it out. I flipped the crank lever out and gave it a couple of twists. From the side of the lighter, out of a hole the diameter of a cigarette, came a flow of sparks. It reminded me of a sparkler on the Fourth of

July. I got out a cigarette, inserted it in the hole, put the filter end up to my mouth, gave it a few puffs as I twisted the crank. "Wahla. Ignition." I decided to gve this little beast a test drive, using it day in and day out for a month, just to see how well it performs. After a few lighters, I started to get the hang and feel of the controls. Each time give the tension screw a tweek turn and the crank a couple of short twists, I was ready for the open road.

The first night back at work, I was talking with a couple of people in the office, when I got out a cigarette and the shiny TRANSFO and went through the drill, insert, then a little twist after a little turn. The next thing I feel, are eyes, checking me out. I glanced up to see puzzled looking faces, not really sure what they saw or didn't see. The next words I heard were, "What the Hell!, Let me see That!, Well I'll be damned!" All attention was focused on the little copper devil, as I put it through it's paces. The rest of the month was pretty much the same, turning heads whenever I would light up. Even thought it's not as quick as a Bic and may give you a slight case of tennis elbow, it still get the job done and with a Hell-a-va lot more Style.

P.S. Don't try using it while driving a car!
JKG/88

(ON THIS PAGE AND NEXT, PHOTOS OF ACTUAL LIGHTER AND PHOTOS OF ORIGINAL INSTRUCTION PAGES - PHOTOS TAKEN BY JOHN GRAWE)



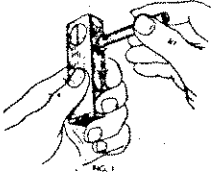
OPERATION OF THE TRANSFO LIGHTER INVOLVING A NEW METHOD OF LIGHTING

TRANSFO

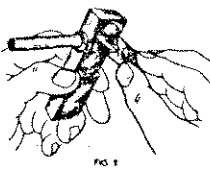
Has opened an entirely new era in the field of lighting. This is no ordinary lighter; its construction and operation are totally different from anything you have ever seen or used before.

Let TRANSFO light the way for you towards increased lighting comfort! You will discover such advantages that you won't see how any other method of lighting could still be used!

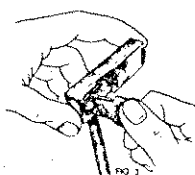
How to light a cigarette without taking it in your mouth



Take lighter in left hand and insert cigarette squarely into socket pushing it well home without rotation.



Grasp the key between thumb and forefinger of right hand



Incline the lighter at an angle and grasp it between thumb and forefinger of left hand. The cigarette is now below the lighter. It won't fall out.

Now twist the key back and forth twice **without letting go**, as you would do to wind your watch.

Slowly withdraw the cigarette from its socket by pulling it downwards. **do not pull it out with a jerk.** Your cigarette is lit and ready for smoking. The small sparks occurring during the first few puffs are merely proof of perfect lighting. They are **harmless.**



To light a pipe:

Grasp lighter by the key and lay it flat across the bowl of the pipe. Keep pipe and lighter together between thumb and fingers. Put pipe to mouth and twist key 2 or 3 times back and forth while inhaling. Remember it is easy to twist the key back and forth without letting it go owing to the free-wheel mechanism.



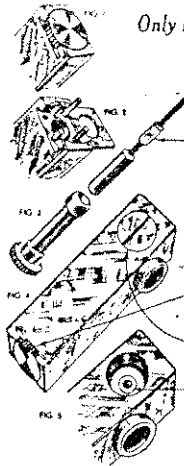
To light a cigarette

in the mouth while inhaling in the usual way:

Insert cigarette into socket, grasp key in right hand, put cigarette in mouth by means of the lighter held **vertically**. Twist key while inhaling in the ordinary way. You can light up in this way with only a quarter turn of the key.

INSTRUCTIONS FOR REPLACING THE PYRIUM

Only Pyrium is suitable for use with the Transfo lighter



Unscrew completely and remove the knurled screw-head. Remove the sliding cover plate. Take out a Pyrium bar and put back sliding plate.

Raise the rubber sleeve about 1/8" or so. Insert the PYRIUM bar in Fig. 3. Insert piston into the knurled pusher-tube. Insert the assembled unit into lighter body. **Screw fully home.** Then **turn back by a half-turn** to avoid jamming the friction-wheel.

TRANSFO IS NOW READY TO WORK

TO CLEAN OR REPLACE THE FRICTION WHEEL

Be careful to back off the knurled head a few turns to remove all pressure.

Unscrew the cap as with a coin or screw-driver. The friction-wheel will then drop out by itself. Remove and brush it and put back clean friction-wheel, or a new one, on its spindle, **with washer on top.** Screw on the cap without forcing or straining.

IMPORTANT REMARKS & PRACTICAL ADVICE

Our alloy-steel friction-wheel is designed for prolonged use. Its actual life of course depends on the number of times the lighter is actually used. Lighting performance is improved if the friction-wheel is brushed down every two or three months. To further lengthen its life, care should be taken to **avoid blocking the Pyrium pressing spring** in fully compressed condition.

Some friction-wheels are on sale at your usual suppliers.

You should be able to light about twenty cigarettes without having to readjust the knurled knob. When you find it necessary to twist the key more than twice back and forth for successful lighting, give a turn to the knurled screw head. Very soon you will get into the track of doing this unconsciously.

As a general rule, lighting will almost be satisfactory when the key is neither too hard nor too soft to twist.

IMPORTANT! This new method of lighting will excite your friends' curiosity. Before you have explained the lighter's operation, you may find them twisting the key and looking down into the cigarette socket to see what is going on inside. This upturned position of the socket is an abnormal one. Pyrium will be unnecessarily discharged and will accumulate in the socket. If your friend should then suddenly turn the TRANSFO lighter upside down, there will occur a heavy discharge of particles liable to cause a burn just as an open cigarette.



You should therefore advise your friends to try normal lighting operations with the socket directed downwards. TRANSFO should always succeed in lighting. Should it fail, the hole in the bottom of the cigarette socket is likely to be clogged. Check this and if necessary clear it with the head end of a pin.

SCIENTIFIC EXPLANATION OF THE PHENOMENON INVOLVED: As the friction-wheel is rotated by means of the key, the socket being actuated by the cigarette cap as just noted, PYRIUM particles are discharged into a practically sealed socket space, so that these particles remain there immediately to heat at combustion-producing energy.

As the cigarette is gradually pulled out of its socket, the surrounding air fills the space near the cigarette end, and this action of air results in a corresponding suction of the PYRIUM particles deposited on the socket.

The temperature around the points of impingement of the particles is about 570° to 750° Fahrenheit, which is more than enough to set fire to the tobacco. Hence, the ordinary method of operation could succeed in doing this.

In the case of a pipe, the physical phenomenon is the same, except that the mouth of the pipe covers ignition of the particles deposited on the tobacco, so that the pipe is not lit.



For Sale or Trade

For Sale: Part of collection of table lighters. If interested, write for details. Colin Day. Have flints for striker lighter to trade for 2 thick wicks (as shown on p. 333/Bisconcini & below. Charles Arrundale



For Sale: BUTANE REFILLS
 Bentley Butane, green box
 Bentley Butane, blue box, Fits Bentley Classic
 Bentley Butane, pink box. Fits Bentley Flick & Pipe Lite
 Adjust-a-Lite, Poppel-Holland U.S.

Champ Butangas No. 53
 Inco GLL.
 \$3.00 per refill cartridge, shipping included. Guaranteed to contain gas, or money cheerfully refunded. Al Grosskopf (see photos Oct. issue)

For Sale or Trade

Available:
 Advertising/souvenir pocket type. List wants by subject. Will trade against 1910-30's round brass European inscribed types (liquid fuel or tinder wick). Warren Gerber.

I have many 50's, 60's advertising lighters and misc. duplicates. Will trade for 20's, 30's, 40's pocket lighters. I like lighters that show use, but still work. Contact Mike Holm.
Road Grader
Negro Bottle Opener
Koala
Zero Airplane
Colin Day, Phone(08)296-3871

Wanted to Buy or Trade
Pocket or Table Watch
Lighters Wanted. Bob Stowe
 Any and all your junk lighters and parts. Send to Bud & a check is returned to you. Bud Michalski
Wanted to buy - new or mint condition lighters with corporate logo engraved. Prefer Zippo. Write & describe. Fred Laird

Want "Spirit of St. Louis" plant, any airplane, Dunhill Bill, Motor cycle & sidecar, motor scooter, Austin Healey car, Wild West wagon with 4 bullocks. Colin Day
Wanted by Charming, Intelligent, Handsome, Generous, Thoughtful and Modest Australian Collector, old Dunhill liquid fuel pocket lighters & Dunhill table models. Such as The Bell, Lamp, Jet, Dueling Pistol, Tinder Pistol, etc. Will trade (I have a spare Magic Pocket Lamp (1889), also an Original Ronson Banjo in it's box) or name the price of your Dunhill. Write to Peter Cavanagh. It would be nice to hear from you!

Wanted to Buy or Trade

Lighter Repair: Send two broken lighters of equal value. One will be repaired & sent back to you, the other is kept by me for your cost. Bud Michalski

Wanted: Ronson Banjo and pre-1958 Zippos - all must be in good condition - for cash or swap for Australian made lighters or rare tobacco tins of Western Australian origin. Rex Hodgson

Wanted: Cigar Counter Lighters run on batteries or electricity. Lighters made by NASSAU or IMPERATOR - flint must be on top or rasp wheel. WAR ERA lighters. BOOK SHAPED lighters. Will buy or trade. Would like to see pictures from members even if not selling. Jim Lohr

Looking for Catalogues, old ads or leaflets (or facsimile) of pre-1939 period. Please send detail with price to Jacques P. Cole. For research on Lighter Book.

Have Ronson Banjo for trade. John Cuevas.

WELCOME NEW MEMBER:
 Ken Gillow
 % Kimi Information
 K57 Bldg. 6F-1028-9
 Ikebukuro Toshima-Ku
 Tokyo, JAPAN 171

NEW ADDRESS FOR:
 Michael Pfeiffer
 P. O. Box 290
 Libby, MT. 59923

ATTENTION: NEW (OR NEWER) MEMBERS: IF YOU PAID FOR 1988, OR HALF OF 1988, AND HAVE NOT RECEIVED ALL THE NEWSLETTERS PLEASE LET ME KNOW. ALSO ALL NEW MEMBERS SHOULD HAVE MEMBERSHIP ROSTERS - IF NOT LET ME KNOW THAT ALSO.

ON THE LIGHTER SIDE

Printed Once A Month
 For Lighter Collectors

| | |
|----------------|-----------|
| Tom Prylinski | President |
| Tom Zimmer | V.Pres. |
| Judith Sanders | Sec/Treas |
| | Editor |
| Jay Meddaugh | Historian |

Ads in this paper are free for members. There is a \$1 charge for non-members. Please send ads in printed form. For information, write or call:

Judith Sanders
 Rt. 3, 136 Circle Dr.
 Quitman, Tx. 75783
 214/763-2795